



# 2004 GOLDEN BEAR SCORECARD

OPPONENT	1	2	3	4	5	6	7	8	9	10	11	AB	R	H	E
TOTALS	/	/	/	/	/	/	/	/	/	/	/				

CALIFORNIA	1	2	3	4	5	6	7	8	9	10	11	AB	R	H	E
TOTALS	/	/	/	/	/	/	/	/	/	/	/				



# MANY THANKS TO THESE SUPPORTERS OF CAL BASEBALL



*Gargoyle*

## CAL ATHLETICS WOULD LIKE TO THANK OUR CORPORATE FAMILY FOR THEIR SUPPORT:

**ANG Newspapers**  
**Anheuser-Busch**  
**B.A.R.T.**  
**Bank of the West**  
**Blakes on Telegraph**  
**California Alumni Association**  
**Cancun Taqueria**  
**Carl's Jr.**  
**Carryall Club Car Inc.**  
**Central Park Restaurant**  
**Cheese n' Stuff Delicatessen**  
**Cingular Wireless**  
**Coca-Cola**  
**Comcast**  
**Compadres Bar & Grill**  
**Contra Costa Newspapers**  
**Daily Californian**  
**Doubletree Hotel - Berkeley Marina**


**Enterprise Rent-a-Car**  
**Fior d'Italia**  
**Gatorade**  
**Hertz Equipment Rental**  
**Henry's**  
**Horizon Beverage Co.**  
**IKON Office Solutions**  
**Kaplan**  
**KFRC**  
**KGO**  
**KRON**  
**LiquidSeats**  
**MBNA**  
**Minuteman Press**  
**Momentum Turf**  
**MoMo's**  
**Nike**  
**Northstar-at-Tahoe**

**OCSN**  
**Olsen & Fielding Mayflower**  
**Office Depot**  
**Ovations**  
**PennySaver**  
**Plan-It Interactive**  
**PowerBar, Inc.**  
**PSP**  
**Pyramid Alehouse**  
**Saylor & Hill Company**  
**SBC Communications**  
**State Farm Insurance**  
**Toyota**  
**Touchless Car Wash**  
**TruGreen Landcare**  
**Truitt & White Lumber Co.**  
**Twinhill Golf Co.**  
**West Coast Pizza**


**GO BEARS!** <sup>TM</sup>

# 2003 Season in Review

*All-American  
Conor Jackson  
was the Golden  
Bears' top player  
in 2003, batting  
.388 and becoming  
the No. 1 draft  
pick of the Arizona  
Diamondbacks.*



# 2003 SEASON IN REVIEW



*Brian Horwitz was selected Pac-10 honorable mention after batting .347 and knocking in a team-high 47 RBI.*

## ALL-AMERICAN JACKSON PACES BEARS IN 2003

As had been the case the year before, the 2003 California baseball team fell just short of qualifying for the program's 10th NCAA appearance, finishing 28-27 overall and 10-14 in the Pacific-10 Conference, losing three close games to national runner-up Stanford to end any postseason aspirations.


Even though the Golden Bears did not make a NCAA regional, they did have several impressive individual accomplishments, most notably junior first baseman/third baseman Conor Jackson.

Jackson was the Arizona Diamondbacks' first round draft pick and the 19th pick overall in the 2003 June Major League Amateur Draft. He concluded his Cal career last spring batting .388 with 14 doubles, one triple, 10 home runs, 44 RBI and a Pac-10-leading .538 on-base percentage. Jackson was named a third team All-American by *Baseball America* and earned All-Pac-10 honors for the second year in-a-row. He was the first Cal baseball player to be drafted in the first round since right-handed pitcher Dave Masters was selected by the Chicago Cubs and was the 24th pick overall in 1985.

Jackson was the second highest draft pick in Cal baseball history behind shortstop/outfielder Ted Parks, who was the 16th pick overall by the Baltimore Orioles in 1966, the second year of the Major League Amateur Draft. For his college career, Jackson had a .347 batting average and is sixth in slugging percentage (.573), seventh in home runs (30) and 10th in walks (115) on the Bears' all-time career list.

Three other Cal players were named Pac-10 Honorable Mention – junior catcher Chris Grossman, junior right fielder Brian Horwitz and junior shortstop Jeff Dragicevich.

In 2003 Grossman had a breakout season, batting .341 with 16 doubles, eight home runs and 45 RBI, leading the Bears in hits (72), doubles and total



*Chris Grossman batted .341 and led the Golden Bears in hits, doubles and total bases in 2003.*



*As a freshman, Allen Craig hit a home run in his first collegiate at-bat (above) and started the season off with a 12-game hitting streak.*

bases (112). During the year, he had two game-tying home runs, a game-winning home run Feb. 7 versus Loyola Marymount and a game-winning RBI single in the 12th inning Mar. 14 versus UC Irvine. Grossman was also one of 10 semifinalists for the Johnny Bench Award as the nation's top collegiate catcher. It was the second straight year a Cal catcher had been a Johnny Bench Award semifinalist, as John Baker was among the top collegiate catchers in 2002.

Horwitz batted .347 with 10 doubles, two triples, six home runs and a team-leading 47 RBI last year. He tied a school record with eight RBI Feb. 14 versus Texas-Pan American, and had a game-winning home run Feb. 11 versus San Jose State and a game-winning RBI Feb. 16 versus Nebraska. Dragicevich finished the 2003 season batting .292 with 11 doubles, two home runs and 18 RBI. He hit .326 versus Pac-10 competition, starting 21 games at third base and 32 games at shortstop for the Bears.

Cal also had 11 players selected to the 2003 Pac-10 All-Academic Team and had a team GPA of 3.0. First team Pac-10 All-Academic selections included junior right-hander Matt Brown (3.27 GPA in economics), Dragicevich (3.28 GPA in business administration), senior infielder/outfielder Nick Medrano (3.48 GPA in architecture) and junior right-hander Blake Read (3.38 GPA in English).

The Bears had three players earn second team Pac-10 All-Academic honors – sophomore right-hander Jesse Ingram (3.34 GPA political science), Jackson (3.13 GPA theater and performance studies) and senior outfielder Brad Smith (3.19 GPA American studies). Four more Cal players were among the Pac-10 honorable mention All-Academic list – sophomore infielder/catcher Matt Einspahr, sophomore right-hander Brent Hale, Horwitz and junior outfielder David Weiner.


Besides Jackson, the Bears had three other players drafted in the Major League Amateur Draft. Junior right-hander Brian Montalbo was picked in the seventh round by the Milwaukee Brewers and was the 189th pick overall. Montalbo signed after finishing the 2003 season 4-3 with a 5.61 ERA, and had 43 strikeouts in 61.0 innings. Horwitz was selected in the 26th round by the Oakland A's, and Brown was picked in the 29th round by the Chicago Cubs.

Cal had three players earn conference player of the week accolades. Freshman Allen Craig was the Feb. 11 Pac-10 Player of the Week when he

was 7-for-17 with two doubles, a grand slam home run and five RBI against San Francisco and during a three-game sweep of Loyola Marymount. Ingram was the April 8 Pac-10 Pitcher of the Week when he picked up two saves at UCLA, throwing 4.0 innings of no-hit, no-run ball with two walks and four strikeouts. He finished the season with eight saves – good for second on the Cal single-season save list. Jackson was the Apr. 21 conference player of the week after going 10-for-15 with two doubles, two home runs and four RBI at Saint Mary's and during a three-game series versus USC.

The Bears' 2003 team award winners included Jackson as the recipient of the Clint Evans Award as the team's most valuable player for the second year in-a-row, and the winner of the Robert A. Roos Batting Cup as the team's leading hitter (.388). Medrano was the winner of the Edwin E. Lord, Jr. Award as the Bears' most inspirational player, while Grossman was the recipient of the George Wolfman Award as the team's most improved player. Sophomore Mike Padgett, who went 5-3 with a 3.43 ERA, was the recipient of the team's Most Valuable Pitcher Award, and senior outfielder Ben Conley, was the

winner of the Coaches' Award after batting .272 with nine doubles, four home runs and 21 RBI in 43 games.



*Lefty Travis Talbott became one of Cal's top relievers in 2003, going 3-1 with a save and a 4.33 ERA.*



# 2003 FINAL STATISTICS

## OVERALL BATTING

Player	AVE	GP-GS	AB	R	H	2B	3B	HR	RBI	TB	SLG%	BB	HBP	SO	GDP	OB%	SF	SH	SB-ATT	PO	A	E	FLD%
34 Conor Jackson	.388	48-48	160	53	62	14	1	10	44	108	.675	49	9	22	5	.538	5	0	2-5	157	57	12	.947
24 Brian Horwitz	.347	43-43	170	28	59	10	2	6	47	91	.535	17	3	15	5	.405	5	1	3-3	93	7	0	1.000
35 Chris Grossman	.341	52-51	211	32	72	16	0	8	45	112	.531	14	5	23	4	.391	3	0	0-1	301	43	4	.989
44 James Holder	.305	52-52	187	32	57	15	0	6	38	90	.481	21	19	34	2	.427	0	1	0-4	366	21	6	.985
15 David Weiner	.296	11-7	27	8	8	2	0	1	3	13	.481	3	0	7	0	.367	0	1	1-1	0	0	0	.000
9 Jeff Dragicovich	.292	54-53	185	26	54	11	0	2	18	71	.384	18	7	30	4	.373	2	3	1-2	52	130	7	.963
4 Allen Craig	.285	32-29	123	27	35	7	0	2	16	48	.390	11	4	19	3	.362	0	2	6-6	21	74	10	.905
5 David Nicholson	.283	55-55	223	41	63	9	2	1	11	79	.354	20	8	41	1	.360	2	12	13-17	120	171	14	.954
2 Ben Conley	.272	43-39	147	23	40	9	0	4	21	61	.415	19	17	16	5	.411	2	3	1-1	73	5	3	.963
14 Matt Einspahr	.271	26-14	59	5	16	4	0	0	6	20	.339	8	1	10	2	.368	0	0	1-2	41	18	4	.937
33 Jeremy Burchett	.248	34-26	109	10	27	9	0	1	14	39	.358	10	1	21	1	.311	2	1	1-2	56	2	1	.983
6 Justin Nelson	.242	50-46	161	21	39	9	2	9	32	79	.491	20	3	48	4	.333	2	0	5-6	83	2	2	.977
32 Scott Cheo	.179	11-8	28	3	5	1	0	0	0	6	.214	0	4	11	0	.281	0	0	0-0	9	0	0	1.000
21 Creighton Kahoalii	.154	11-2	13	0	2	1	0	0	0	3	.231	2	0	6	0	.267	0	0	0-1	12	0	0	1.000
28 Noah Jackson	.148	19-5	27	1	4	0	0	0	2	4	.148	1	1	8	1	.207	0	0	0-0	2	0	0	1.000
22 Nick Medrano	.148	31-3	27	9	4	1	0	0	3	5	.185	2	0	2	0	.207	0	5	3-4	17	12	2	.935
3 Brad Smith	.107	28-14	56	8	6	3	1	1	5	14	.250	2	2	13	2	.167	0	2	0-0	33	1	0	1.000
23 Robert Nesbitt	.000	2-0	1	1	0	0	0	0	0	0	.000	1	1	1	0	.667	0	0	0-0	1	0	0	1.000
<b>Totals</b>	<b>.289</b>	<b>55-55</b>	<b>1914</b>	<b>328</b>	<b>553</b>	<b>121</b>	<b>8</b>	<b>51</b>	<b>306</b>	<b>843</b>	<b>.440</b>	<b>218</b>	<b>85</b>	<b>327</b>	<b>39</b>	<b>.382</b>	<b>23</b>	<b>31</b>	<b>37-55</b>	<b>1463</b>	<b>617</b>	<b>75</b>	<b>.965</b>
<b>Opponents</b>	<b>.277</b>	<b>55-55</b>	<b>1908</b>	<b>345</b>	<b>529</b>	<b>94</b>	<b>13</b>	<b>47</b>	<b>307</b>	<b>790</b>	<b>.414</b>	<b>213</b>	<b>55</b>	<b>357</b>	<b>36</b>	<b>.362</b>	<b>23</b>	<b>28</b>	<b>60-86</b>	<b>1458</b>	<b>570</b>	<b>60</b>	<b>.971</b>

LOB - Team (485), Opp (419). DPs turned - Team (46), Opp (50). IBB - Team (16). C. Jackson 8, Grossman 3, Nelson 2, Nicholson 1, Burchett 1, Horwitz 1, Opp (7). Picked off - Einspahr 1, Weiner 1.

## OVERALL PITCHING

Player	ERA	W-L	APP	GS	CG	SHO/CBO	SV	IP	H	R	ER	BB	SO	2B	3B	HR	AB	B/Avg	WP	HBP	BK	SFA	SHA
33 Jeremy Burchett	0.00	0-0	4	0	0	0/0	0	2.3	1	0	0	1	1	1	0	0	9	.111	0	0	1	0	0
18 Alex Trafton	0.00	0-0	1	0	0	0/0	0	1.0	0	0	0	0	0	0	0	0	3	.000	0	0	0	0	0
27 Adam Gold	3.38	0-0	15	1	0	0/0	0	24.0	26	13	9	11	16	2	0	3	96	.271	2	3	0	2	2
41 Mike Padgett	3.43	5-3	19	3	0	0/1	0	44.7	42	24	17	13	27	9	0	4	172	.244	4	3	2	2	2
16 Travis Talbott	4.33	3-1	26	1	0	0/0	1	27.0	24	15	13	11	23	3	1	3	97	.247	3	6	0	1	4
36 Blake Read	4.50	0-0	12	0	0	0/1	0	20.0	18	10	10	7	9	4	2	0	73	.247	1	1	0	1	0
26 Joe Todoroff	4.64	5-2	21	9	0	0/1	1	64.0	71	38	33	21	43	14	1	6	251	.283	3	6	6	2	3
43 Matt Swanson	5.23	1-0	7	0	0	0/1	0	10.3	13	7	6	4	8	1	0	2	45	.289	2	0	1	0	0
20 Brian Montalbo	5.61	4-3	17	10	0	0/0	0	61.0	65	48	38	43	43	12	0	3	232	.280	3	11	3	5	2
17 Kyle Crist	6.02	2-3	15	11	0	0/1	0	46.3	58	34	31	17	37	11	1	1	189	.307	3	7	1	0	3
30 Matt Brown	6.02	4-8	19	12	0	0/0	0	86.7	100	66	58	27	66	17	6	8	344	.291	8	10	0	6	5
29 Aaron Swick	6.15	0-2	16	0	0	0/0	0	26.3	31	21	18	5	16	5	0	7	104	.298	2	4	2	0	2
19 Jesse Ingram	6.57	2-3	26	4	0	0/1	8	50.7	56	42	37	29	49	13	1	9	202	.277	8	0	1	2	2
31 Brent Hale	7.33	2-2	15	4	0	0/1	0	23.3	24	27	19	24	19	2	1	1	91	.264	9	4	2	2	3
<b>Totals</b>	<b>5.32</b>	<b>28-27</b>	<b>55</b>	<b>55</b>	<b>0</b>	<b>2/2</b>	<b>10</b>	<b>487.7</b>	<b>529</b>	<b>345</b>	<b>288</b>	<b>213</b>	<b>357</b>	<b>94</b>	<b>13</b>	<b>47</b>	<b>1908</b>	<b>.277</b>	<b>48</b>	<b>55</b>	<b>19</b>	<b>23</b>	<b>28</b>
<b>Opponents</b>	<b>5.44</b>	<b>27-28</b>	<b>55</b>	<b>55</b>	<b>2</b>	<b>2/2</b>	<b>11</b>	<b>486.0</b>	<b>553</b>	<b>328</b>	<b>294</b>	<b>218</b>	<b>327</b>	<b>121</b>	<b>8</b>	<b>51</b>	<b>1914</b>	<b>.289</b>	<b>46</b>	<b>85</b>	<b>14</b>	<b>23</b>	<b>31</b>

PB - Team (16), Grossman 14, Einspahr 1, Kahoalii 1, Opp (8). Pickoffs - Team (4), Brown 2, Swick 1, Montalbo 1, Opp (2). SBA/ATT - Grossman (46-64), Brown (19-24), Einspahr (13-17), Ingram (11-12), Crist (7-10), Padgett (6-10), Todoroff (3-7), Montalbo (2-6), Hale (3-4), Talbott (3-4), Gold (3-4), Swick (1-3), Read (2-2), Kahoalii (1-1).

## CONFERENCE BATTING

Player	AVG	GP-GS	AB	R	H	2B	3B	HR	RBI	TB	SLG%	BB	HBP	SO	GDP	OB%	SF	SH	SB-ATT	PO	A	E	FLD%
34 Conor Jackson	.432	24-24	81	34	35	7	1	7	24	65	.802	29	3	10	2	.588	1	0	1-3	86	36	6	.953
24 Brian Horwitz	.379	15-15	58	9	22	3	1	1	12	30	.517	7	0	3	3	.433	2	0	1-1	37	1	0	1.000
35 Chris Grossman	.348	22-22	92	17	32	9	0	3	21	50	.543	9	2	7	3	.417	0	0	0-0	129	16	3	.980
9 Jeff Dragicovich	.326	24-24	89	12	29	7	0	2	11	42	.472	4	3	9	3	.371	1	2	1-1	28	58	3	.966
5 David Nicholson	.310	24-24	100	18	31	3	1	1	7	39	.390	8	4	18	0	.381	1	3	3-5	42	66	7	.939
44 James Holder	.279	23-23	86	12	24	5	0	2	21	35	.407	7	8	15	1	.386	0	0	0-2	135	10	1	.993
15 David Weiner	.273	8-5	22	5	6	2	0	0	2	8	.364	2	0	7	0	.333	0	0	0-0	0	0	0	.000
14 Matt Einspahr	.257	13-10	35	2	9	3	0	0	2	12	.343	5	0	6	1	.350	0	0	0-0	16	10	2	.929
6 Justin Nelson	.257	22-21	74	10	19	4	1	6	17	43	.581	7	2	19	4	.333	1	0	0-0	47	2	2	.961
2 Ben Conley	.256	24-24	90	15	23	4	0	4	12	39	.433	11	11	7	4	.398	1	1	1-1	50	5	2	.965
3 Brad Smith	.192	11-7	26	5	5	3	1	0	3	10	.385	0	1	7	1	.222	0	1	0-0	17	0	0	1.000
4 Allen Craig	.192	8-6	26	5	5	0	0	0	1	5	.192	0	1	7	1	.222	0	1	2-2	2	5	3	.700
33 Jeremy Burchett	.133	11-6	30	1	4	1	0	0	3	5	.167	3	0	5	1	.206	1	0	0-1	14	1	0	1.000
21 Creighton Kahoalii	.125	7-1	8	0	1	0	0	0	0	1	.125	2	0	5	0	.300	0	0	0-0	9	0	0	1.000
22 Nick Medrano	.105	17-2	19	4	2	0	0	0	1	2	.105	2	0	2	0	.190	0	3	0-0	12	7	1	.950
28 Noah Jackson	.100	8-2	10	0	1	0	0	0	1	1	.100	0	0	2	1	.100	0	0	0-0	2	0	0	1.000
<b>Totals</b>	<b>.293</b>	<b>24-24</b>	<b>846</b>	<b>149</b>	<b>248</b>	<b>51</b>	<b>5</b>	<b>26</b>	<b>138</b>	<b>387</b>	<b>.457</b>	<b>96</b>	<b>35</b>	<b>129</b>	<b>25</b>	<b>.385</b>	<b>8</b>	<b>11</b>	<b>9-16</b>	<b>636</b>	<b>243</b>	<b>35</b>	<b>.962</b>
<b>Opponents</b>	<b>.288</b>	<b>24-24</b>	<b>840</b>	<b>174</b>	<b>242</b>	<b>46</b>	<b>7</b>	<b>27</b>	<b>157</b>	<b>383</b>	<b>.456</b>	<b>97</b>	<b>22</b>	<b>155</b>	<b>13</b>	<b>.372</b>	<b>12</b>	<b>14</b>	<b>30-37</b>	<b>642</b>	<b>259</b>	<b>32</b>	<b>.966</b>

LOB - Team (205), Opp (175). DPs turned - Team (17), Opp (31). IBB - Team (9), C. Jackson 5, Grossman 2, Burchett 1, Nelson 1, Opp (2). Picked off - Weiner 1, Einspahr 1.

## CONFERENCE PITCHING

Player	ERA	W-L	APP	GS	CG	SHO/CBO	SV	IP	H	R	ER	BB	SO	2B	3B	HR	AB	B/Avg	WP	HBP	BK	SFA	SHA
33 Jeremy Burchett	0.00	0-0	2	0	0	0/0	0	1.0	1	0	0	1	0	1	0	0	5	.200	0	0	1	0	0
27 Adam Gold	0.79	0-0	6	0	0	0/0	0	11.3	7	3	1	3	6	1	0	0	40	.175	1	3	0	1	1
36 Blake Read	2.84	0-0	6	0	0	0/0	0	12.7	9	4	4	5	4	3	0	0	43	.209	0	1	0	1	0
41 Mike Padgett	3.69	3-2	10	3	0	0/0	0	31.7	31	18	13	12	18	7	0	2	122	.254	3	3	1	2	2
16 Travis Talbott	5.14	2-1	11	1	0	0/0	0	14.0	13	8	8	4	12	0	1	1	49	.2					

# 2003 FINAL RESULTS

(28-27, 10-14 IN PAC-10)

DATE	OPPONENT	RESULT	RECORD	PAC-10	PITCHER	ATTEND
Jan. 31	UNLV	L 9-6	0-1	-	Padgett	313
Feb. 1	UNLV	W 8-7	1-1	-	Todoroff	612
Feb. 2	UNLV	L 10-4	1-2	-	Hale	415
Feb. 4	at San Francisco	W 5-4	2-2	-	Swanson	340
Feb. 7	Loyola Marymount	W 5-4	3-2	-	Ingram	217
Feb. 8	Loyola Marymount	W 11-6	4-2	-	Montalbo	331
Feb. 9	Loyola Marymount	W 4-2	5-2	-	Ingram	353
Feb. 11	San Jose State	W 4-3	6-2	-	Talbott	147
Feb. 14	vs. Texas-Pan American#	W 20-5	7-2	-	Brown	130
Feb. 15	vs. Southwest Texas State#	L 6-5 (13 inn.)	7-3	-	Swick	292
Feb. 16	vs. Nebraska#	W 8-7	8-3	-	Padgett	256
Feb. 18	Saint Mary's	W 6-2	9-3	-	Todoroff	248
Feb. 21	at Long Beach State	L 1-0	9-4	-	Brown	1121
Feb. 22	at Long Beach State	W 6-3	10-4	-	Montalbo	1051
Feb. 23	at Long Beach State	L 6-1	10-5	-	Swick	1162
Feb. 25	at Santa Clara	W 7-5	11-5	-	Todoroff	237
Mar. 7	at Stanford	L 11-2	11-6	-	Brown	2280
Mar. 8	at Stanford	L 9-4	11-7	-	Montalbo	2539
Mar. 9	at Stanford	L 11-2	11-8	-	Crist	2850
Mar. 14	UC Irvine	W 8-7 (12 inn.)	12-8	-	Padgett	211
Mar. 15	UC Irvine	L 9-3	11-9	-	Montalbo	243
Mar. 16	UC Irvine	W 2-0	13-9	-	Crist	167
Mar. 18	at Saint Mary's	L 6-2	13-10	-	Todoroff	162
Mar. 21	Washington State*	W 8-3	14-10	1-0	Brown	269
Mar. 22	Washington State*	W 9-3	15-10	2-0	Montalbo	285
Mar. 23	Washington State*	L 5-4	15-11	2-1	Padgett	263
Mar. 25	at Sacramento State	L 7-6	15-12	-	Hale	175
Mar. 28	at Oregon State*	L 8-6	15-13	2-2	Brown	506
Mar. 29	at Oregon State*	W 8-6	16-13	3-2	Hale	714
Mar. 30	at Oregon State*	W 19-13	17-13	4-2	Crist	931
Apr. 2	Sacramento State	W 5-0	18-13	-	Hale	163
Apr. 4	at UCLA*	L 10-2	18-14	4-3	Brown	424
Apr. 5	at UCLA*	W 8-6	19-14	5-3	Talbott	543
Apr. 6	at UCLA*	W 12-9	20-14	6-3	Padgett	651
Apr. 8	at San Jose State	L 5-2	20-15	-	Todoroff	382
Apr. 11	Arizona State*	L 11-3	20-16	6-4	Brown	409
Apr. 13	Arizona State*	L 6-0	20-17	6-5	Montalbo	267
Apr. 13	Arizona State*	L 10-1	20-18	6-6	Crist	219
Apr. 15	at Saint Mary's	W 13-2	21-18	-	Todoroff	154
Apr. 17	USC*	L 3-1	21-19	6-7	Brown	367
Apr. 18	USC*	W 11-2	22-19	7-7	Padgett	413
Apr. 19	USC*	W 8-3	23-19	8-7	Brown	825
Apr. 22	Santa Clara	W 11-6	24-19	-	Todoroff	211
Apr. 25	at Washington*	L 16-3	24-20	8-8	Ingram	694
Apr. 26	at Washington*	W 6-3	25-20	9-8	Padgett	1034
Apr. 27	at Washington*	L 11-3	25-21	9-9	Talbott	668
Apr. 29	UC Davis	L 11-7	25-22	-	Crist	107
May 2	at Arizona*	L 9-5	25-23	9-10	Ingram	1624
May 3	at Arizona*	L 10-4	25-24	9-11	Padgett	1086
May 4	at Arizona*	W 12-7 (10 inn.)	26-24	10-11	Talbott	874
May 6	at Fresno State	W 4-2	27-24	-	Montalbo	2304
May 9	Stanford*	L 9-8	27-25	10-12	Brown	510
May 10	Stanford*	L 6-4	27-26	10-13	Brown	713
May 11	Stanford*	L 5-4	27-27	10-14	Ingram	677
May 13	San Francisco	W 8-5	28-27	-	Brown	211

#Roundrock Tournament, Roundrock, Texas

\*Pac-10 game




# PACIFIC-10 CONFERENCE STATS

## 2003 FINAL STANDINGS

	CONFERENCE				ALL GAMES			HOME	AWAY	NEUT
	W	L	PCT	GB	W	L	PCT			
Stanford	18	6	.750	-	51	18	.739	29-10	17-5	5-3
Arizona State	16	8	.667	2.0	54	14	.794	33-7	18-7	3-0
Washington	15	9	.625	3.0	42	18	.700	22-5	14-10	6-3
Arizona	13	11	.542	5.0	35	23	.603	24-11	11-10	0-2
USC	11	13	.458	7.0	28	28	.500	16-11	12-16	0-1
UCLA	11	13	.458	7.0	28	31	.475	15-13	8-16	5-2
<b>California</b>	<b>10</b>	<b>14</b>	<b>.417</b>	<b>8.0</b>	<b>28</b>	<b>27</b>	<b>.509</b>	<b>15-12</b>	<b>11-14</b>	<b>2-1</b>
Oregon State	7	17	.292	11.0	25	28	.472	10-12	8-10	7-6
Washington State	7	17	.292	11.0	19	37	.339	7-10	9-24	3-3



Conor Jackson



Ben Conley



Kyle Crist



Matt Einspahr

## OVERALL TEAM BATTING

Team	AVG	G	AB	R	H	2B	3B	HR	RBI	TB	SLG%	BB	HBP	SO	GDP	OB%	SF	SH	SB	ATT
ASU	.347	68	2471	682	858	160	25	80	630	1308	.529	406	88	371	59	.449	45	25	74	101
Arizona	.328	58	2125	521	697	126	50	71	473	1136	.535	213	41	359	29	.393	38	15	144	186
Stanford	.316	69	2486	511	786	156	29	74	471	1222	.492	247	60	327	56	.386	39	41	67	87
Washington	.306	60	2137	448	654	118	14	96	414	1088	.509	220	73	380	31	.386	21	20	54	86
OSU	.305	53	1885	382	575	123	18	45	330	869	.461	245	54	378	30	.395	29	46	49	79
<b>California</b>	<b>.289</b>	<b>55</b>	<b>1914</b>	<b>328</b>	<b>553</b>	<b>121</b>	<b>8</b>	<b>51</b>	<b>306</b>	<b>843</b>	<b>.440</b>	<b>218</b>	<b>85</b>	<b>327</b>	<b>39</b>	<b>.382</b>	<b>23</b>	<b>31</b>	<b>37</b>	<b>55</b>
UCLA	.287	59	2057	381	591	105	9	73	353	933	.454	203	52	451	42	.363	19	17	26	44
USC	.281	56	1930	333	543	104	11	73	296	888	.460	219	57	339	48	.368	17	18	31	62
WSU	.271	56	1940	303	525	104	9	43	270	776	.400	175	52	367	39	.344	16	37	38	66

## INDIVIDUAL BATTING

BATTING AVERAGE		HITS		RUNS		RUNS BATTED IN	
Van Houten, ARIZ	.413	Pedroia, ASU	120	Fuld, STAN	83	Larish, ASU	95
Pedroia, ASU	.404	Quentin, STAN	105	Pedroia, ASU	83	Garko, STAN	92
Garko, STAN	.402	Garko, STAN	104	Larish, ASU	80	Van Houten, ARIZ	72
Quentin, STAN	.396	Ethier, ASU	98	Ethier, ASU	75	West, ASU	71
<b>C. Jackson, CAL</b>	<b>.388</b>	Fuld, STAN	97	Quentin, STAN	72	Ethier, ASU	68
Lillibridge, WASH	.388	Van Houten, ARIZ	88	Boyer, ARIZ	71	Putnam, STAN	66
West, ASU	.381	Larish, ASU	87	West, ASU	66	Quentin, STAN	64
Ethier, ASU	.377	B. Anderson, ARIZ	85	Garko, STAN	64	Duran, ARIZ	63
Larish, ASU	.372	Boyer, ARIZ	84	Duran, ARIZ	61	B. Anderson, ARIZ	62
B. Anderson, ARIZ	.366	Putnam, STAN	80	Buck, ASU	59	Garrabrants, ASU	59



DOUBLES	
Pedroia, ASU .....	34
Calderon, OSU .....	24
Garko, STAN .....	24
Quentin, STAN .....	24
Biles, OSU .....	23
Lunetta, USC .....	22
Miller, WSU .....	21
Fuld, STAN .....	18
Larish, ASU .....	18
Two tied at .....	17

TRIPLES	
Fuld, STAN .....	9
Van Houten, ARIZ .....	9
B. Anderson, ARIZ .....	8
Boyer, ARIZ .....	8
Mayberry, Jr., STAN .....	6
Ash, STAN .....	5
Hall, STAN .....	5
Reilly, ARIZ .....	5
Six tied at .....	4

HOME RUNS	
Boudon, WASH .....	22
Clement, USC .....	21
Garko, STAN .....	18
Larish, ASU .....	18
West, ASU .....	17
Putnam, STAN .....	16
Duran, ARIZ .....	15
Wagner, WASH .....	15
B. Anderson, ARIZ .....	14
Two tied at .....	13

STOLEN BASES	
Boyer, ARIZ .....	25
Garrabrants, ASU .....	23
Hall, STAN .....	18
B. Anderson, ARIZ .....	17
Duran, ARIZ .....	16
Reilly, ARIZ .....	15
Taylor, ARIZ .....	15
Ellsbury, OSU .....	14
Crowe, ARIZ .....	13
<b>Nicholson, CAL .....</b>	<b>13</b>



David Nicholson



Joe Todoroff



Jesse Ingram



Travis Talbott

### OVERALL TEAM PITCHING

Team	ERA	W	L	G	CG	SHO	CBO	SV	IP	H	R	ER	BB	SO
ASU	3.32	54	14	68	1	10	9	10	602.7	571	256	222	233	530
Stanford	4.01	51	18	69	12	5	5	19	632.3	588	327	282	245	479
Washington	4.30	42	18	60	1	3	2	25	532.0	516	290	254	246	463
Arizona	5.11	35	23	58	4	5	4	7	519.7	599	367	295	207	413
<b>California</b>	<b>5.32</b>	<b>28</b>	<b>27</b>	<b>55</b>	<b>0</b>	<b>2</b>	<b>2</b>	<b>10</b>	<b>487.7</b>	<b>529</b>	<b>345</b>	<b>288</b>	<b>213</b>	<b>357</b>
USC	5.75	28	28	56	2	0	0	12	493.3	603	376	315	187	410
UCLA	5.95	28	31	59	2	2	1	12	512.7	606	404	339	219	399
OSU	6.34	25	28	53	3	4	4	13	465.3	571	400	328	208	285
WSU	7.16	19	37	56	6	0	0	7	488.0	634	470	388	228	301

### INDIVIDUAL PITCHING

EARNED RUN AVERAGE	
Thurmond, ASU .....	2.73
Liebeck, ASU .....	2.88
Hudgins, STAN .....	2.99
Postlewait, OSU .....	3.43
Averill, ASU .....	3.66
Romanczuk, STAN .....	4.01
McCally, STAN .....	4.44
Gardner, ARIZ .....	4.49
Bn.Bannister, USC .....	4.53
<b>Todoroff, CAL .....</b>	<b>4.64</b>

WINS	
Hudgins, STAN .....	14
Romanczuk, STAN .....	12
Vaughan, ASU .....	10
Gardner, ARIZ .....	9
Rierson, ARIZ .....	9
Averill, ASU .....	8
Liebeck, ASU .....	8
Thurmond, ASU .....	8
White, WASH .....	8
Four tied at .....	7

INNINGS PITCHED	
Hudgins, STAN .....	165.3
Romanczuk, STAN .....	112.3
Gardner, ARIZ .....	108.3
Rierson, ARIZ .....	103.7
McNally, STAN .....	99.3
Banaszak, WSU .....	94.0
Bn. Bannister, USC .....	93.3
MacKenzie, WSU .....	92.3
Vaughan, ASU .....	92.3
White, WASH .....	90.7

APPEARANCES	
Butler, USC .....	33
Rummonds, USC .....	30
Schroyer, ASU .....	30
McClellan, ASU .....	28
Bordes, ASU .....	27
O'Hagan, STAN .....	27
<b>Ingram, CAL .....</b>	<b>26</b>
Quick, STAN .....	26
<b>Talbott, CAL .....</b>	<b>26</b>
Vaughn, ASU .....	26

SAVES	
Fenton, WASH .....	12
Manship, STAN .....	9
Schroyer, ASU .....	9
Butler, USC .....	8
<b>Ingram, CAL .....</b>	<b>8</b>
Carter, WASH .....	5
Cordeiro, UCLA .....	4
Baldwin, OSU .....	4
Eight tied at .....	3

STRIKEOUTS	
Hudgins, STAN .....	143
Vaughn, ASU .....	105
Gardner, ARIZ .....	93
MacKenzie, WSU .....	81
Romanczuk, STAN .....	80
Janssen, UCLA .....	73
White, WASH .....	70
Paschal, USC .....	67
Three tied at .....	66




# RECORDS vs. OPPONENTS

<i>Opponent</i>	<i>Cal W-L</i>	<i>Opponent</i>	<i>Cal W-L</i>
Air Force	0-1	Northern Colorado	1-0
<b>Arizona</b>	<b>58-83</b>	Northwestern	2-0
<b>Arizona State</b>	<b>47-86</b>	Notre Dame	2-3
Arkansas	1-0	Occidental	1-0
Azusa Pacific	2-0	Ohio State	5-5
Baylor	1-0	Oklahoma	1-2
Boston College	4-0	Oklahoma State	0-1
Bowling Green	1-0	Oral Roberts	3-3
Bradley	2-0	Oregon	14-13
<b>Brigham Young</b>	<b>8-8</b>	<b>Oregon State</b>	<b>28-14</b>
Cal Poly Pomona	7-8	<b>Pacific</b>	<b>50-18</b>
Cal Poly SLO	32-4	Pacific Lutheran	2-0
Cal State Fullerton	16-10	Pepperdine	17-22
Cal State Hayward	34-7	Pennsylvania	2-0
Cal State Los Angeles	2-1	Penn State	3-0
Cal State Northridge	2-1	Pittsburgh	1-1
Carleton	1-0	Portland	2-0
Centenary	1-0	Portland State	1-1
Central Michigan	1-0	Princeton	0-2
Chapman College	3-1	Puget Sound	0-2
Chico State	22-4	Rutgers	2-0
Clemson	3-1	<b>Sacramento State</b>	<b>36-11</b>
College of the Redlands	1-0	St. John's	2-0
Colorado State	1-0	<b>Saint Mary's</b>	<b>112-57</b>
Columbia	1-0	<b>San Diego</b>	<b>1-1</b>
Connecticut	1-0	<b>San Diego State</b>	<b>2-3</b>
Cornell	5-0	<b>San Francisco</b>	<b>106-30</b>
Dartmouth	1-2	San Francisco State	64-7
Delaware	1-0	<b>San Jose State</b>	<b>77-37</b>
Denver	2-0	Santa Clara	156-91
Detroit	2-0	Seattle	1-0
Florida	1-1	Sonoma State	7-1
Florida State	0-1	Southwest Texas State	0-1
Fordham	0-1	Springfield	0-1
<b>Fresno State</b>	<b>58-56</b>	<b>Stanford</b>	<b>207-223</b>
George Mason	1-0	Stanislaus State	15-4
Georgetown	1-0	Syracuse	1-0
Georgia Tech	2-0	Tennessee	1-2
Gonzaga	3-3	Texas	4-5
Harvard	2-1	Texas A&M	2-2
Hawaii	21-25-1	Texas-Pan American	1-0
Hawaii-Hilo	1-0	Tulane	4-0
Hawaii Pacific	2-0	UC Davis	61-8
Houston	1-2	<b>UC Irvine</b>	<b>7-8</b>
Humboldt State	11-3	<b>UCLA</b>	<b>161-153</b>
Idaho State	5-1	UC Riverside	2-2
Iowa State	2-0	UC Santa Barbara	39-15
Kansas State	2-0	<b>USC</b>	<b>129-215</b>
<b>Long Beach State</b>	<b>21-21</b>	Utah	1-0
Loyola Marymount	9-9	Utah State	1-0
Luther	2-0	Valdosta State	1-0
Maine	2-1	Virginia Commonwealth	0-2
Miami (Fla)	1-7	<b>Washington</b>	<b>20-16</b>
Michigan	3-6	<b>Washington State</b>	<b>28-21</b>
Michigan State	3-1	Western Michigan	5-0
Minnesota	5-1	Western Oregon State	0-1
Missouri	2-0	Westmont	1-2
Nebraska	4-2	Wichita State	2-2
Nevada-Las Vegas	5-7	Williams College	1-0
<b>Nevada</b>	<b>16-13</b>	Wisconsin	1-0
New Mexico	1-0	Wyoming	1-0
<b>North Carolina</b>	<b>2-1</b>	Yale	3-0

*Bold indicates 2004 opponents*

# Cal

## GOLDEN BEAR BASEBALL CAMPS 2004



### Baseball Schools

Ages 7-12 June 28-July 1  
July 19-22

### Games Camps

Ages 7-12 July 5-8  
July 26-29

### Advanced Camp

Ages 13-17 July 12-15

University of California at Berkeley  
Department of Intercollegiate  
Athletics

Enrollment Office: (800) GO BEARS

Camp website: [www.CalBears.com](http://www.CalBears.com)

